


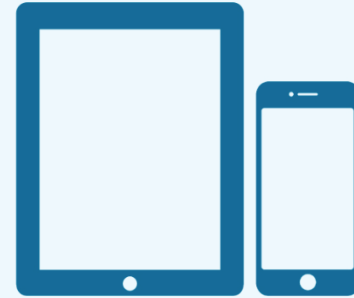
PRINT GUIDE West Boynton Beach Branch

You can print using the following devices



PRINT FROM A LAPTOP


1. Open a browser and go to print.princh.com
2. Enter the printer ID that can be found below
3. Upload your document(s) and adjust your settings
4. Pay via the LPT:One™ Print Release Terminal



PRINT FROM A MOBILE PHONE OR TABLET

1. Scan the QR code below with your device's camera. Alternatively, you can open your browser and go to print.princh.com and enter the printer ID (found below)*
2. Upload your document(s) and adjust your settings
3. Pay via the LPT:One™ Print Release Terminal

** Optional: Download the Princh mobile printing app on your mobile device. The app is available for both iOS and Android.*

FORMAT	COLOR	PRICE	PRINTER ID
	Black/White Max. 50 pages	\$0.25	<h2>107048</h2>
	Color Max. 30 pages	\$0.50	

Print From Email or Scan the QR Code to Start Princh Mobile Printing

Black and White Printing: Forward the email and/or email attachment to pbclswbb-bw@ewprints.com.

Color Printing: Forward the email and/or email attachment to pbclswbb-color@ewprints.com.

QR Code: Upload files directly from your phone.



CONNECT. INSPIRE. ENRICH.
www.pbclibrary.org
f i X in @ #pbclibrary



**Palm Beach County
Board of County Commissioners**